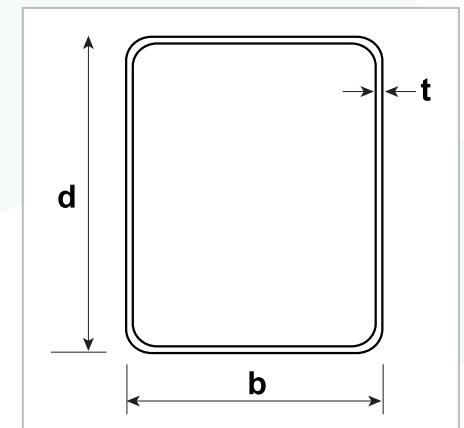


STRUCTURAL TUBE & PIPE REFERENCE GUIDE: RECTANGULAR HOLLOW SECTION (RHS)

Size dxb	Nom. Thick t	Nom.Linear Mass	Surface Area	8m Lengths	12m Lengths	Surface Finish	
						mm	mm
50x25	1.6	1.75	0.145	96	-	*	*
	2.0	2.15	0.143	96	-	*	*
	2.5	2.62	0.141	72	-	*	*
	3.0	3.07	0.140	60	-	*	*
65x35	2.0	2.93	0.193	54	-	*	*
	2.5	3.60	0.191	54	-	*	*
	3.0	4.25	0.190	45	-	*	*
	4.0	5.35	0.183	35	-	*	*
75x25	1.6	2.38	0.195	65	-	*	*
	2.0	2.93	0.193	65	-	*	*
	2.5	3.60	0.191	48	-	*	*
75x50	1.6	3.01	0.245	54	54	*	*
	2.0	3.72	0.243	42	42	*	*
	2.5	4.58	0.241	42	24	*	*
	3.0	5.42	0.240	35	-	*	*
	4.0	6.92	0.233	28	-	*	*
	5.0	8.35	0.229	24	20	*	*
	6.0	9.67	0.224	20	-	*	*
100x50	1.6	3.64	0.295	32	32	*	*
	2.0	4.50	0.293	32	-	*	*
	2.5	5.56	0.291	32	24	*	*
	3.0	6.60	0.290	32	24	*	*
	3.5	7.53	0.285	24	18	*	*
	4.0	8.49	0.283	24	18	*	*
	5.0	10.30	0.279	18	15	*	*
	6.0	12.00	0.274	15	-	*	*

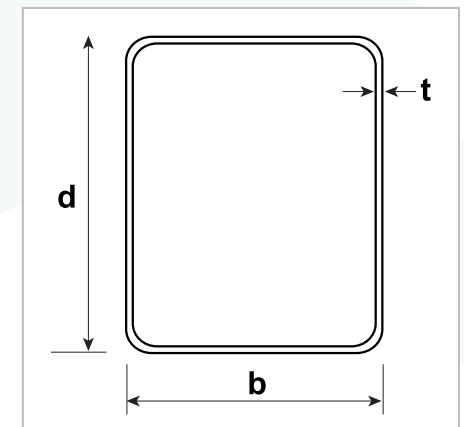


- Manufactured in accordance with the requirements of Australian Standard AS/NZS 1163:2009 in Grade C350.
- Grade C450 and L0 available on request.



STRUCTURAL TUBE & PIPE REFERENCE GUIDE: RECTANGULAR HOLLOW SECTION (RHS)

Size dxb	Nom. Thick t	Nom.Linear Mass	Surface Area	8m Lengths		12m Lengths		Surface Finish	
				mm	mm	kg/m	m ² /m	per pack	per pack
102x76	3.5	9.07	0.341	12	-	*			
	5.0	12.50	0.335	12	-	*			
	6.0	14.70	0.330	12	-	*			
125x75	2.0	6.07	0.393	24	-			*	
	2.5	7.53	0.391	20	20			*	
	3.0	8.96	0.390	20	15	*		*	
	4.0	11.60	0.383	15	15	*		*	
	5.0	14.20	0.379	15	12	*		*	
	6.0	16.70	0.374	12	6	*		*	
150x50	2.0	6.07	0.393	21	21	*		*	
	2.5	7.53	0.391	21	-	*		*	
	3.0	8.96	0.390	21	15	*		*	
	4.0	11.60	0.383	15	15	*		*	
	5.0	14.20	0.379	15	9	*		*	
	6.0	16.70	0.374	15	9	*		*	
152x76	5.0	16.50	0.435	8	8	*			
	6.0	19.40	0.430	8	-	*			
150x100	4.0	14.80	0.483	12	9	*		*	
	5.0	18.20	0.479	12	8	*		*	
	6.0	21.40	0.474	9	6	*			
	9.0	30.60	0.461	6	4	*			
200x100	4.0	17.90	0.583	8	6	*			
	5.0	22.10	0.579	8	6	*			
	6.0	26.20	0.574	8	4	*			
	9.0	37.70	0.561	6	4	*			

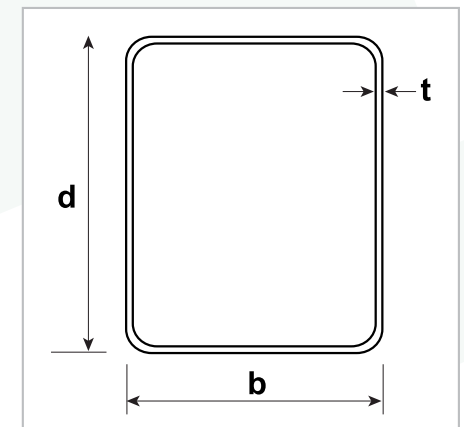


- Manufactured in accordance with the requirements of Australian Standard AS/NZS 1163:2009 in Grade C350.
- Grade C450 and L0 available on request.



STRUCTURAL TUBE & PIPE REFERENCE GUIDE: RECTANGULAR HOLLOW SECTION (RHS)

Size dxb	Nom. Thick t	Nom.Linear Mass	Surface Area	8m Lengths	12m Lengths	Surface Finish	
						mm	mm
250x150	5.0	29.90	0.779	6	4	*	
	6.0	35.60	0.774	6	4	*	
	9.0	51.80	0.761	4	2	*	
	12.5	69.40	0.768	-	1	*	
	16.0	85.50	0.759	-	1	*	
300x200	6.0	45.00	0.985	2	1	*	
	8.0	51.10	0.979	2	1	*	
	9.0	65.90	0.976	-	2	*	
	10.0	72.70	0.974	1	1	*	
	12.5	89.00	0.968	-	1	*	
	16.0	111.0	0.959	-	1	*	
350x250	8.0	71.58	1.077	-	1	*	
	10.0	88.40	1.071	-	1	*	
	12.5	109.0	1.065	-	1	*	
	16.0	136.0	1.055	-	1	*	
400x200	8.0	71.60	1.180	-	2	*	
	10.0	88.40	1.170	-	1	*	
	12.5	109.0	1.170	-	1	*	
	16.0	136.0	1.160	-	1	*	
400x300	12.5	128.0	1.370	-	1	*	
	16.0	161.0	1.370	-	1	*	



- Manufactured in accordance with the requirements of Australian Standard AS/NZS 1163:2009 in Grade C350.
- Grade C450 and L0 available on request.